

FREE Educational programme

Click here to RSVP

✉ To: miked@recordpower.co.uk

✉ Subject: RSVP

or email:

miked@recordpower.co.uk

Subject Line: RSVP

To reserve your place at this live event.

Let us know which event you would like to attend.

On receipt of your reservation we will send the set up instructions and complimentary access code.



Helping the World Turn.




Christmas Special

LIVE WOODTURNING WEEKEND

SPONSORED BY

RECORD POWER

ESTABLISHED 1909®



Bells, Baubles and Christmas Trees

Theo is definitely stepping into the festive season with this Live Session.

Learn about the suitable substrates for colour layering and embellishment, along with materials and finishes.

Theo demonstrates several head and tailstock support methods whilst creating a selection of festive adornments, novelties and gifts.

This week, Theo covers:

- 'Top' turning tips for kids
- Focus on spindle gouge angles and grinds
- Colouring
- Parting off techniques

Live Session 1

AUSTRALIA

Saturday 12th December

8.30am (AWST) WA

10.00am (ACST) NT

10.30am (AEST) QLD

11.00am (ACDT) SA

11.30am (AEDT)

NSW, VIC, TAS, ACT

NEW ZEALAND

Saturday 12th December

1.30pm (NZDT)

USA & CANADA

Friday 11th December

7.30pm (EST)

6.30pm (CST)

5.30pm (MST)

4.30pm (PST)

UK/IRELAND

Saturday 12th December

00.30am (GMT)

Live Session 2

AUSTRALIA

Saturday 12th December

5.30pm (AWST) WA

7.00pm (ACST) NT

7.30pm (AEST) QLD

8.00pm (ACDT) SA

8.30pm (AEDT)

NSW, VIC, TAS, ACT

NEW ZEALAND

Saturday 12th December

10.30pm (NZDT)

USA & CANADA

Saturday 12th December

4.30am (EST)

3.30am (CST)

2.30am (MST)

1.30am (PST)

UK/IRELAND

Saturday 12th December

9.30am (GMT)



Meet Theo Haralampou

I initially took up woodturning 23 years ago so I could turn my own drumsticks and make gifts for my family and friends.

These days demonstrating and teaching woodturning is my greatest passion and full-time endeavour. Apart from demonstrating throughout Australia

and New Zealand at symposiums, club events and wood shows, I have also demonstrated in the USA AAW Symposium, on the Woodturning Cruise through the fjords of Norway and for World Wood Day celebrations and tours in China, Cambodia and Laos.

I enjoy demonstrating the safest and easiest way to sharpen tools, develop good tool control, and take advantage of the characteristics of the wood to turn and embellish interesting, diverse and artful projects. I feel extremely privileged to be able to share my knowledge and experience with others.

My philosophy is that life is too short, so we should enjoy the journey, share with others and leave something to show we were here.

Interact live with internationally acclaimed woodturner Theo Haralampou who will be demonstrating from his studio workshop in Brisbane Australia.

Click [HERE](#) to learn more about Theo

CLICK [HERE](#) to Download your Record Power Catalogue

FREE Educational programme

Click here to RSVP

✉ To: miked@recordpower.co.uk

✉ Subject: RSVP

or email:

miked@recordpower.co.uk

Subject Line: RSVP

To reserve your place at this live event.

Let us know which event you would like to attend.

On receipt of your reservation we will send the set up instructions and complimentary access code.



Helping the World Turn.



Christmas Special

LIVE WOODTURNING WEEKEND

With Special Guest Andrew Hall

&

Sidney the Smoking Snowman



We are delighted to welcome British Woodturner, Andrew Hall to Live Sessions for our Christmas Special Weekend.

Andrew is known around the world for his turning talents, particularly for his Hallwood Hat creations and the fascinating and super stylish Bluesbowls.

For this Live Sessions debut, Andrew will be sharing a multitude of turning techniques and disciplines from his studio workshop in County Durham, England, to create Sidney the Smoking Snowman.

In this session, Andrew covers

- Characteristics of timber
- Centering and mounting.
- Optimum speeds for spindle and side grain turning.
- Spindle/Bowl turning tools, grinding techniques and finishing.
- Safety equipment and risk assessment

Live Session 3

AUSTRALIA

Sunday 13th December

5.30pm (AWST) WA

7.00pm (ACST) NT

7.30pm (AEST) QLD

8.00pm (ACDT) SA

8.30pm (AEDT)

NSW, VIC, TAS, ACT

NEW ZEALAND

Sunday 13th December

10.30pm (NZDT)

USA & CANADA

Sunday 13th December

4.30am (EST)

3.30am (CST)

2.30am (MST)

1.30am (PST)

UK/IRELAND

Sunday 13th December

9.30am (GMT)

Live Session 4

AUSTRALIA

Monday 14th December

3.30am (AWST) WA

5.00am (ACST) NT

5.30am (AEST) QLD

6.00am (ACDT) SA

6.30am (AEDT)

NSW, VIC, TAS, ACT

NEW ZEALAND

Monday 14th December

8.30am (NZDT)

USA & CANADA

Sunday 13th December

2.30pm (EST)

1.30pm (CST)

12.30pm (MST)

11.30am (PST)

UK/IRELAND

Sunday 13th December

7.30pm (GMT)



Andrew Hall: Teacher, Demonstrator, Woodworker, Woodturner, Wood Hat Milliner and Bluesbowl Luthier

Born in 1961 I have had a passion for working with wood all of my life. My woodworking career started when I served a five year

apprenticeship as a Carpenter and Joiner with Blue Circle Industries at Weardale. At the age of 22 I had the opportunity to teach apprentices at three colleges in the North East of England. After teaching apprentices Carpentry and Joinery for 20 years I decided to rekindle my love of woodturning and have been teaching and demonstrating since 2002. Specialising in making wood hats, Corinthian helmets and lately musical instruments turned on the lathe called Bluesbowls. I also turn conventional bowls, natural edged vessels, platters boxes, and coloured sculptural work.

When time allows I love to turn one-off pieces of artistic woodturning and try and play my Bluesbowls.

I supply a small number of galleries with my work and manufacture bespoke woodturning made to the customer's requirements. I demonstrate at shows in the UK, Ireland and Europe.

I write articles for woodworking and woodturning related magazines.

Due to the challenges resulting from Covid 19 I have recently moved into the virtual world and deliver mixed medium Interactive Remote Demonstrations.

Click [HERE](#) to learn more about Andrew

CLICK [HERE](#) to Download your Record Power Catalogue

RECORD POWER

ESTABLISHED 1909®


in association with



THE TOOLS SUPERSTORE

HAND, POWER TOOLS & MACHINERY SPECIALIST

Inspirational, Educational, Entertainment



**Record Power Specialist.
Huge range in stock and on display!**



73-81 Heath Road • Twickenham • TW1 4AW
020 8892 3813 • sales@dm-tools.co.uk

DM-TOOLS.CO.UK



Introducing the next generation of Woodturning Lathes from Record Power

TURNING TOOLS manufactured by Record Power **MADE IN THE UK**




RECORD POWER
ESTABLISHED 1909®

CLICK HERE TO VISIT WEBSITE

NEW

 **MADE IN THE UK**



Anatomy of the Turning Tools and the full range

NEW

Bowl Gouge Flute

All bowl gouges feature an improved flute profile against our old design. The radius at the bottom of the flute is larger and the flute shape is now more of a "U" than a "V" and is cut deeper into the tool. This provides a noticeable difference when cutting, as less pressure is needed when taking heavy cuts and it allows more efficient chip ejection.

Handle

The handle shape has changed significantly. The shorter 9" handle has been replaced by a 12" handle which is now the shortest in the range. The diameter has been increased and the end of the handle is now rounded off rather than angular, so that it offers better comfort for the user.

Ferrules

The wall thickness and length of the ferrule has been increased over the previous design. The wall thickness is 85% greater on the small ferrule and 33% longer. The large ferrule is 25% thicker and 48% longer.

£79.99
103720 3-Piece HSS Bowl Turning Tool Set
This set contains the three essential tools for bowl turning: 3/8" bowl gouge, 1/2" domed scraper and 3/16" parting tool.

Special Offer
Buy both sets together
£149.95
Save £20



£89.99
103710 3-Piece HSS Spindle Turning Tool Set
This set contains the three essential tools for spindle turning: 1" spindle roughing gouge, 3/8" spindle gouge and 1/8" parting tool.

Bowl Gouges


These feature an improved flute profile, designed to help clear shavings quickly for more effective and faster cutting.



103630	1/4" Bowl Gouge, 12" Handle	£29.99
103640	3/8" Bowl Gouge, 12" Handle	£34.99
103650	3/8" Bowl Gouge, 16" Handle	£39.99
103660	1/2" Bowl Gouge, 16" Handle	£49.99

Spindle Roughing Gouges

Designed for use between lathe centres on parallel grain, the deep and wide flutes of these gouges remove material with speed. Ideal for roughing out spindle blanks but they can also be useful for some finer work.



103510	3/4" Spindle Roughing Gouge, 12" Handle	£39.99
103520	1" Spindle Roughing Gouge, 12" Handle	£49.99
103530	1-1/4" Spindle Roughing Gouge, 16" Handle	£69.99

Spindle Gouges

These are ideal general-purpose spindle tools, ideal for producing beads, coves and sweeping profiles across a wide range of projects.



103540	1/4" Spindle Gouge, 12" Handle	£22.99
103550	3/8" Spindle Gouge, 12" Handle	£25.99
103560	1/2" Spindle Gouge, 12" Handle	£29.99

Parting Tools


Mainly used for parting the finished workpiece from the waste wood. With the correct technique they can also be used for creating beads and patterns - a truly useful and essential tool.



103600	3/16" Parting and Beading Tool, 12" Handle	£29.99
103610	1/8" Parting Tool, 12" Handle	£27.99
103620	1/16" Parting Tool	£24.99

Scrapers

The round-nose scrapers feature a left-hand sweep to the grind, which allows them to be used on the insides of bowls with ease. Ideal for removing gouge marks and general smoothing work.



103670	1/2" Domed Scraper, 12" Handle	£29.99
103680	3/4" Domed Scraper, 12" Handle	£36.99
103690	3/4" Domed Scraper, 16" Handle	£39.99
103700	1" Domed Scraper, 16" Handle	£44.99

Skew Chisels

Probably the most versatile tool for working between centres - they can give a silky-smooth finish and may also be used for creating beads, coves and other decorative elements.



103570	1/2" Skew Chisel, 12" Handle	£34.99
103580	3/4" Skew Chisel, 12" Handle	£36.99
103590	1" Skew Chisel, 12" Handle	£39.99

Prices valid from 28.02.2021. E&OE. Specifications, prices & availability are subject to change without notice. Prices include VAT. Prices do not include freight charges.

The Making of our Turning Tools



Turning tools are the latest new product to be manufactured by us in our own factory in the UK. Although we had many years of experience making turning tools in Meadow Street, Sheffield as part of our old group of companies prior to 2003 – this range of tools has taken several years of development to reach the market.

For what is such a simple looking tool – there is a lot to consider. We began by reviewing the strengths and weaknesses of our original Sheffield-made range and identified areas that could be improved. We then benchmarked these against other UK manufacturers and tested the strengths and weaknesses of their products.

This led us to our first sets of prototypes which we then took out to be tested in a number of different countries by local professional woodturners, keen woodturning enthusiasts and experienced specialist woodturning retailers (who have a broad knowledge of all the tools on the market).




After many months of testing different handle shapes, sizes and tool profiles – we finally found the designs that met our objectives. We wanted full size, professionally specified tools but still safe and simple to use, even for first time turners. Our tools feature generously sized beech handles which feel good in the hand and offer plenty of fine control as well as strong support for heavy cuts. Our fluted tools have been refined to give best clearance for smooth, easy cuts and all profiles out-of-the-box have been chosen as the safest general-purpose grind for any level of user, with maximum ease of re-sharpening.

However good the quality or potential of any turning tool – it will only operate at its best when properly sharpened and this is the area that many users find the most difficult to master. So our tools have fully professional specifications and sizes – including the same steel and heat treatment as most of our UK competition – but the profiles are simple to use and sharpen straight out of the wallet and we have online videos to help show how to do this as simply and as cost effectively as possible – freehand with a basic grinder.

Those that can invest in more sophisticated sharpening systems or are more experienced turners may well regrind to their own specialist profiles and have the equipment or skill to do that and use such grinds safely.

Our priority was to provide the best quality, performance and value we could within the normal price range of the UK-made market, yet ensure it was as safe to use and easy to re-sharpen from new as possible and we believe we have met that brief. Why not try one out for yourself and see how we measure up?

Alternative six piece sets often include a skew chisel instead of two different sized parting tools – and a skew is a very useful tool to master. However, it is also challenging for many beginners – so we opted to include two different sized parting tools that can both find a use in spindle or bowl turning and are easy to sharpen and use in most projects. The sets are designed to help users start turning confidently and we sell skew chisels separately in the individual range, so they can be added to the armoury when a woodturner is ready.



[CLICK HERE TO VISIT WEBSITE](#)

Initial Processes

Spindle and Bowl Gouges

The flutes are machined on a modern 3-axis CNC machine and in the case of the bowl gouge, using bespoke tooling to create an improved flute profile.



Spindle Roughing Gouge

The roughing gouge starts life as a CNC laser cut blank profile which is then heated to around 1000°C and forged into the final profile using bespoke form tooling.



Flat Tools: Scrapers, Parting Tools and Skew Chisels

These are produced as CNC laser cut blanks. The blanks undergo some surface processing prior to heat treatment to remove marks created by the laser cutting process.

Heat Treatment

The tools undergo salt bath heat treatment and are then tempered back to a hardness of between 60 and 64 HRC (Rockwell C scale). The tang/top of the tool is not hardened, so that it remains ductile and not brittle. This reduces the risk of failure of the tool in use.



Surface Finishing

All the tools undergo various levels of surface treatment in order to remove the scale created during the heat treatment process.

Spindle Roughing Gouge, Spindle Gouge and Bowl Gouge

The heat-treated tool is sand blasted to remove scale which builds up on the surface of the steel as part of the process of heat treatment. The outer surface of the tool then goes through a four-stage polishing process to remove any residual scale and/or surface pitting that may be present.



Similarly, the flute of the tool is cleaned with a formed abrasive wheel and then polished with a fine abrasive compound to remove any marks left by the previous process, creating a fully polished flute.



Flat Tools: Scrapers, Parting Tools and Skew Chisels

The flat tools are processed through semi-automatic machines which allow better control over the final surface finish and allow us to maintain a consistent thickness of the finished blade. The tools undergo a four-stage finishing process which results in them being fully polished on all four faces.





Grinding of the Bevel

All the tools have the bevels and cutting edges finished by hand. Ceramic abrasives are used in order to prevent the edge of the tool from overheating whilst being ground.



Final Assembly

The tools are then assembled by hand. The blades are pressed into the pre-prepared handle, wax applied to the cutting edge for protection and then inserted into the wallet, ready to be shipped around the world.



[CLICK HERE TO VISIT WEBSITE](#)