

The Plano vertical glue press has been available for quite some time, so this certainly isn't a new product review. It's more of a reminder of what this system has to offer. There are plenty of cramping solutions out there, but there isn't really a quality alternative to the Plano wall-mounted glue press



TESTED BY BEN PLEWES

Scheppach Plano 1100 vertical glue press



The Plano glue press offers several advantages over using sash cramps for gluing up panels. For starters, because it's wall mounted and vertical it allows you to keep your benchtop free during glue-ups. The other major advantage the Plano system offers is that it applies pressure to both edges of the glue-up as well as to the two faces. This is great for keeping your boards perfectly flat while you're waiting for the glue to go off.

The system in use

The Plano system can feel a bit awkward when you first set it up and use it, because the vertical presses are joined by two movable linkage points. The bottom linkage provides the height adjustment needed for different panel widths. There's a bit of a technique needed to adjust this for different width boards, but once you've done it a few times it becomes straightforward. Cramping pressure is applied with a single threaded wheel at the top of each press that's very easy to operate – ample pressure can be applied without the need for any additional leverage.

When gluing up boards, I've found it necessary to use a series of small F- or G-cramps, one at each end of the board joins, to hold the loose boards in line with each other before tightening up the separate glue presses. Sometimes there isn't quite enough lateral pressure to pull the boards into line, so the extra cramps ensure that this isn't a problem. Once the pressure is applied with the glue presses, any additional cramps can be removed without risk of the boards becoming misaligned.

Expandability

The 1100 kit comes with three vertical presses and a single length of horizontal rail which needs to be fixed to a 100 x 75mm wall mounted batten. Extra rails can be bought and cut to length as required. Additional glue presses are available too, so the Plano system can be tailored to your workshop needs and your budget.

Summing up

The Plano system has several benefits over using sash cramps for gluing up panels. If this is something you do a lot of and you've got some spare wall space, this vertical glue press system is certainly worth considering.

£269



The vertical cramps fit onto a horizontal guide rail

SPECIFICATION

SET CONTENTS	3 adhesive presses 1 wall-mounted slide rail
MAX WORKPIECE HEIGHT	1050mm
MAX LENGTH	1200mm
MAX THICKNESS	120mm


VERDICT

There is only one Plano glue press!


- PROS**
- Even edge and face cramping pressure
 - Vertical arrangement saves space
 - Expandable system

- CONS**
- You may need extra edge cramps

VALUE FOR MONEY




PERFORMANCE



FURTHER INFORMATION

- D&M Tools
- 020 8892 3813
- www.dm-tools.co.uk



A wheel at the top of each press applies the pressure



Releasing the cramps frees the assembled workpiece