




For workshops that regularly process 8' x 4' (2500 mm x 1250 mm) panels, this large panel saw with 12" (315 mm) blade will rip and crosscut your sheet stock faster, better and more efficiently.

Maximum Table Stroke
3200 mm
Maximum Table Stroke



Made in Germany



Patented Trunnion

Scoring attachment

- ✓ Saw blade dia/bore: 120/20 mm
- ✓ Supplied with Split-scoring blade - adjustable from 2,8 - 3,6 mm
- ✓ Fully retractable below table
- ✓ Tilttable with main sawblade from 90° to 45°
- ✓ Separate height adjustment from 0 - 4 mm
- ✓ Independently powered by separate 1,1 HP Motor

Specifications

- ✓ Table stroke / Max cross-cut travel: 3200 mm
- ✓ Max wide rip capacity: 1320mm
- ✓ Max. width on crosscut support - flip stop (left of sawblade): 2700 mm
- ✓ Saw blade dia/bore: 315/30 mm
- ✓ Max depth of cut at 90°: 107 mm
- ✓ Max depth of cut at 45°: 75 mm
- ✓ Cutting speed of 66 m/second
- ✓ Tilting range: 90° - 45°
- ✓ Powerful motors (2 versions available)



Additional Features

- Patented „Cast Iron Trunnion“
- Sliding table of anodised aluminium travelling on hardened prismatic bearings
- Blade tilts 45° for bevel cutting
- Sliding cross table with telescopic support arm on bearings. Strong outrigger table for loading panel smoothly. Can be effortlessly adjusted from -45° to 45°.
- Poly - V - belt drive mechanism guarantees maximum power transmission
- Includes 12" (315 mm) TCT blade
- Cast iron Fence
- Heavily cast and precision ground cast-iron main table
- 4" (100 mm) main dust port


Ideally suited for 10' x 5' (3,2 m x 1,6 m) sheet materials

Order Details

Panel Saw Forsa 9 400 V (4,0 kW / 5,5 H.P)
Order No: 5472 0914
Panel Saw Forsa 9 400 V (4,8 kW / 6,5 H.P)
Order No: 5472 0916

Package Deals

Panel Saw Forsa 9 400 V (4,0 kW / 5,5 H.P)
+ Sliding Cross Table with telescopic arm and fence rail
+ Table width extension
Order No: 5472 0914 0016
Panel Saw Forsa 9 400 V (4,8 kW / 6,5 H.P)
+ Sliding Cross Table with telescopic arm and fence rail
+ Table width extension
Order No: 5472 0916 0016




Outrigger Table
Robust outrigger table of fully welded steel construction. The fence can be effortlessly adjusted from -45° to +45°. The large mitre scales are laser cut into steel, ensuring absolute accuracy that can never deviate or suffer from wear. The hair-line read for mitre adjustments is readily visible from the operating area, thus ensuring precise adjustment to the required angle.

Cross-Cut rail
Telescopic cross-cut rail extends
• to 2700 mm (Forsa 9 & Forsa 8)
• to 2500 mm (Forsa 6 & Forsa 4)



Telescopic support arm
Sliding cross-cut table with telescopic support arm running on bearings for extremely rigid support when loading panels.



4" depth of cut
Cutting depth up to 107 mm - quick and precise adjustment for large work pieces



Ergonomic positioning of all major controls and indicators.
Patented transmission system enables ergonomic positioning of both hand-wheels in the operating area.



Cast iron table
Solid cast iron table; perfectly level, robust and hard wearing



Cast Iron Fence
Total accuracy & extreme rigidity of the rip-fence are assured by the massive cast iron support block, which incorporates the fine adjustment mechanism. All adjustments and clamping have been designed for smooth and simple one-handed operation.




Electronic Display
The electronic digital display, integrated in the rip fence (optional), enables you to adjust with one tenth of a millimetre.



Control Panel
The ergonomically situated control panel provides clear & intuitive control of both blades.



Sliding table
The sliding table can be locked in position every 3cm, a huge safety benefit when loading varying sizes of panel.



Developed in Germany



Laser Cut in Germany



Welded in Germany



Powder coated in Germany



Assembled and accurately set in Germany



Made in Germany




PROFESSIONAL AND PRECISE WORKING WITH THE PRE-SCORING ATTACHMENT.

Schepach combines innovative machine building with the demands of advanced woodworking: a split prescoring attachment driven by a 1.1 HP powerful motor, can be separately engaged. The width of the pre-scoring sawblade can be easily set in steps of 1/10th of a millimetre from above, so it can be matched to the main sawblade selected. In addition, both sawblades can be inclined together up to 45°.

The 315 mm sawblade fitted as standard can also be used together with the pre-scoring attachment - which does away with the tiresome replacement of the sawblade with pre-scoring work. When not in use, the pre-scoring unit can be easily lowered beneath the table top.



Positive adjustment of the scoring blade for both height & lateral movement



The 315 mm sawblade fitted as standard, can also be used together with the 120 mm pre-scoring attachment - which does away with the tiresome replacement of the sawblade with pre-scoring work. When not in use, the pre-scoring unit can be easily folded down underneath the table top.

Scoring attachment


- ✓ Saw blade dia/bore: 120/20 mm
- ✓ Supplied with Split-scoring blade - adjustable from 2,8 - 3,6 mm
- ✓ Fully retractable below table
- ✓ Tilttable with main sawblade from 90° to 45°
- ✓ Separate height adjustment from 0 - 4 mm
- ✓ Independently powered by separate 1,1 HP Motor



Split scoring blade can be set to the perfect cutting width and height.



Cutting depth of 107mm - quick and precise adjustment for large work pieces



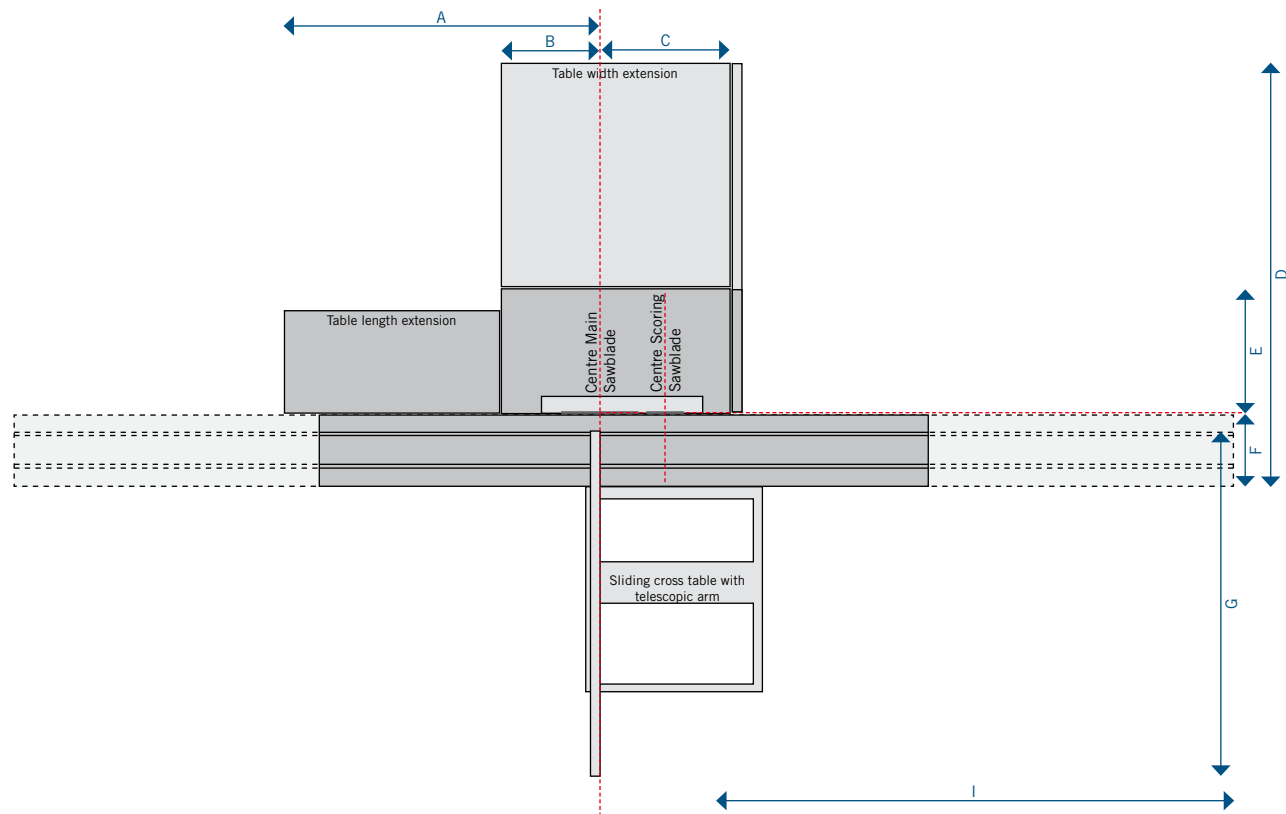
The newly developed Schepach trunnion made from cast iron offers performance, precision and efficiency whilst running smoothly:

- Cutting height 107 mm (4") with a 315 mm (12") saw blade
- Zero point tilt ensures consistency even when bevel cutting.
- Long saw arbour running on twin oversized bearings in cast housings.
- Maximum energy transfer with the large Poly-V belt contact area.
- Optimal extraction is achieved below the table by fully enclosing the sawblades. "GS Approved" (German Association for "Wood Dust Tested")
- Schepach's patented twin column guided rise & fall system
- Large cast iron tilt brackets ensure smooth tilting & minimal maintenance even in the most severe conditions. The zero-lubrication design makes it insensitive to dust.
- Scoring Attachment independently powered by a 1.1 HP motor



Space requirements

		Forsa 4	Forsa 6	Forsa 8	Forsa 9
A	Rear support from blade center (incl. table length extension)	1210 mm	1210 mm	1210 mm	1210 mm
B	Rear support from blade center (without table length extension)	365 mm	365 mm	365 mm	365 mm
C	Main table support in front of blade center	450 mm	450 mm	450 mm	450 mm
D	Max rip capacity incl. table width extension	1150 mm	1150 mm	1300 mm	1300 mm
E	Max rip capacity without table width extension	410 mm	410 mm	560 mm	560 mm
F	Sliding table width	310 mm	310 mm	310 mm	310 mm
G	Max. width on crosscut support - flip stop (left of sawblade)	1410 – 2500 mm	1410 – 2500 mm	1610 – 2700 mm	1610 – 2700 mm
I	Max cross cut capacity	1600 mm	2100 mm	2600 mm	3200 mm



Accessories



Outrigger Table and Crosscut Fence with telescopic arm for Forsa 4/6

- Angle fence adjustable from -45° to +45°
- Fence rail: 1.410 mm for extension of fence length to 2500 mm
- Size outrigger table: 660 x 810 mm

Order No. 5472 0704



Outrigger Table and Crosscut Fence with telescopic arm for Forsa 8/9

- Angle fence adjustable from -45° to +45°
- Fence rail: 1.610 mm for extension of fence length to 2700 mm
- Size outrigger table: 660 x 990 mm

Order No. 5472 0705



Table width extension for Forsa 4/6

with long, continuous ripping fence guide rail 610 x 820 mm

Order No. 5472 0703



Table width extension for Forsa 8/9

with long, continuous ripping fence guide rail 760 x 820 mm

Order No. 5472 0706



Clamping attachment for Forsa 4/Forsa 6/Forsa 8/ Forsa 9

Quick clamp on sliding table

Order No. 5472 0702



Overhead Suction Attachment for Forsa 4/6

For hidden cuts. Complete with 2 extraction hoods for straight and bevelled cuts.

Order No. 5472 0707



Overhead Suction Attachment for Forsa 8/9

For hidden cuts. Complete with 2 extraction hoods for straight and bevelled cuts.

Order No. 5472 0711



Rip fence with electronic digital display for Forsa 4 / Forsa 6 / Forsa 8 / Forsa 9

The integration of the electronic digital display on the rip fence allows accuracy of the cutting width to one tenth of a millimetre

Order No. 5472 0710



Support Leg for Forsa 6

Order No. 5472 0709